



District Report Card: 2017


State: Manipur	District: Churachandpur
Class: 8	Subject: Mathematics
Schools: 31	Students: 459


Participation/Coverage


Students

 GENDER	Boys		Girls	
	Number	%	Number	%
	197	42.92	262	57.08

 AREA	Rural		Urban	
	Number	%	Number	%
	426	92.81	33	7.19

 CATEGORY	SC		ST		OBC		GEN	
	Number	%	Number	%	Number	%	Number	%
	5	1.09	403	87.80	25	5.45	26	5.66

 CWSN	LD	VI	HI	S&LD	ID	Oth
	1	0	0	0	2	33

 Management	Government		Government-aided	
	Number	%	Number	%
	359	78.21	100	21.79

Average Performance of Students in Mathematics (%)

Overall	Gender		Area		Management		Social Group			
	Male	Female	Rural	Urban	Govt.	Aided	SC	ST	OBC	GEN
42.47	42.94	42.11	43.43	30.10	38.35	57.27	44.00	42.35	36.00	50.26

Performance on Learning Outcomes (LOs)

Learning Outcomes	Description	Average Performance(%)
M601	Solves problems involving large numbers by applying appropriate operations	41.15
M606	Solves problems on daily life situations involving addition and subtraction of fractions / decimals	35.40
M620	Finds out the perimeter and area of rectangular objects in the surroundings like floor of the class room, surfaces of a chalk box etc.	35.91
M621	Arranges given/collected information in the form of table, pictograph and bar graph and interprets them	30.53
M702	Interprets the division and multiplication of fractions	34.64
M705	Solves problems related to daily life situations involving rational numbers	37.69
M706	Uses exponential form of numbers to simplify problems involving multiplication and division of large numbers	35.19
M707	Adds/subtracts algebraic expressions	54.68
M710	Solves problems related to conversion of percentage to fraction and decimal and vice versa	34.76
M717	Finds out approximate area of closed shapes by using unit square grid/graph sheet	36.28
M719	Finds various representative values for simple data from her/his daily life contexts like mean, median and mode	55.91
M721	Interprets data using bar graph	51.07
M801	Generalizes properties of addition, subtraction, multiplication and division of rational numbers through patterns	36.91
M802	Finds rational numbers between two given rational numbers	48.07
M803	Proves divisibility rules of 2, 3, 4, 5, 6, 9 and 11	49.12
M804	Finds squares, cubes, square roots and cube roots of numbers using different methods	45.49
M808	Uses various algebraic identities in solving problems of daily life	44.21
M812	Verifies properties of parallelogram and establishes the relationship between them through reasoning	34.60
M818	Finds surface area and volume of cuboidal and cylindrical object	33.48
M819	Draws and interprets bar charts and pie charts	59.48

Range of Performance of Students who Answered Correctly							
Below 30%		30% - 50%		50% - 75%		Above 75%	
Number	%	Number	%	Number	%	Number	%
158	34.42	150	32.68	95	20.70	56	12.20

Lowest Performing Learning Outcomes (LOs)

- 1 - Arranges given/collected information in the form of table, pictograph and bar graph and interprets them (30.53)
- 2 - Finds surface area and volume of cuboidal and cylindrical object (33.48)
- 3 - Verifies properties of parallelogram and establishes the relationship between them through reasoning (34.60)

4 - Interprets the division and multiplication of fractions (34.64)

5 - Solves problems related to conversion of percentage to fraction and decimal and vice versa (34.76)